

**D.A.V. POLICE PUBLIC SCHOOL  
GURUGRAM**



**SUMMER HOLIDAYS'  
HOMEWORK**

**Session 2026-27**

**Class - V**

**Dear Parents,**

As the summer vacation begins, it brings with it a wonderful opportunity for children to relax, recharge, and engage in meaningful activities that promote both scholastic and co-scholastic growth. To make the most of this time, our dedicated teachers have thoughtfully prepared engaging projects and assignments aimed at reinforcing concepts, deepening understanding, and laying the foundation for academic success in the coming year.

We encourage you to help your child maintain a healthy balance between rest and productivity. Create a flexible schedule that includes time for learning, leisure, and physical activity. Inspire them to explore new hobbies, read interesting books, and discover creative pursuits.

Stay actively involved in your child's learning journey. Check in regularly on their progress, talk about their goals for the next academic year, and provide a supportive and distraction-free environment for their studies. Your involvement and encouragement can make a significant difference.

Also, remember the importance of social connections. Encourage your child to stay in touch with friends and classmates, as these interactions contribute greatly to their emotional well-being. Plan enjoyable family activities to strengthen your bond and create lasting memories together.

Above all, prioritize your child's health. Ensure they get adequate sleep, eat nutritious meals, stay active, and feel emotionally supported. With your guidance, they will be better prepared to embrace the challenges of the new academic year with confidence and enthusiasm.

**Wishing you all a joyful and enriching  
summer break! Warm regards,  
Team DAVPPS**

## ENGLISH

**1) READING:** • Read any **one** book - **Gulliver's Travels** by Jonathan Swift or **Swami and Friends** by R. K. Narayan, and write a detailed **summary** on a colourful **A4** sheet, including the story introduction, characters, important events, moral, your review, and a drawing of your favourite character.

• Do the following assignments from the **Reading Section** in your **assignment booklet**:

- Assignment 1 (Pg- E-4)
- Assignment 2 (Pg- E-5)

**2) WRITING:** Do the following questions in your **notebook** from the **Writing Section** of your **assignment booklet**:

- Notice Writing – Assignment 7 (Pg. E-11): Q2, 3 & 4
- Diary Entry – Assignment 8 (Pg. E-12): Q1 & 2
- Formal Letter Writing – Assignment 9 (Pg. E-13): Q1 & 2

**3) GRAMMAR:** Do the following grammar assignments in your **assignment booklet**:

- Abstract Noun – Assignment 18 (Pg. E-29)
- Apostrophe – Assignment 19 (Pg. E-31)
- Determiners – Assignment 21 (Pg. E-33)
- Comparison of Adjectives – Assignment 22 (Pg. E-34)

**4) MODELS:** Make models allotted to your roll numbers-

- Models should be working, large, and neat.
- Printed labels/text on the models are preferred instead of handwritten text.
- Links are given for reference only. You can use your own creativity.

<b>ROLL NO.</b>	<b>TOPIC</b>	<b>LINK REFERENCE</b>
1, 13, 25	<b>The Antonym Magic Box</b>	<a href="https://youtu.be/72kQxGiiI4I?si=Ww7SICjQIc7weajX">https://youtu.be/72kQxGiiI4I?si=Ww7SICjQIc7weajX</a>
4, 16, 28	<b>The Parts of Speech Interactive Wheel</b>	<a href="https://youtu.be/fakwdehr0A?si=exFqiPdgTliaBKBS">https://youtu.be/fakwdehr0A?si=exFqiPdgTliaBKBS</a>
7,19,31	<b>The Sentence Structure Revolving Display</b>	<a href="https://youtu.be/geJTBx9sMUc?si=Lzv9qxaQIPowatfv">https://youtu.be/geJTBx9sMUc?si=Lzv9qxaQIPowatfv</a>
10, 22, 34	<b>The Homophone Discovery Wheel</b>	<a href="https://youtu.be/g9XSIndzH1I?si=GP5Q_l8zhsWIBAA2">https://youtu.be/g9XSIndzH1I?si=GP5Q_l8zhsWIBAA2</a>

## हिंदी

### ग्रीष्मकालीन अवकाश गृहकार्य

#### 1. श्रवण कौशल

टीवी, रेडियो या मोबाइल पर कोई हिंदी कविता / बालगीत सुनिए।

#### 2. वाचन कौशल - किसी बाल पत्रिका या समाचार पत्र से एक रोचक लेख पढ़िए और उसका शीर्षक लिखिए।

#### 3. पठन कौशल - दी गई पुस्तक की PDF से कोई भी पाँच कहानियों को पढ़िए।

#### 4. रचनात्मक लेखन

निम्नलिखित लेखन कार्यों का अभ्यास अपनी हिंदी की कॉपी में साफ-सुथरे ढंग से कीजिए।

(1) “मेरी गर्मियों की छुट्टियाँ” विषय पर लगभग 80-100 शब्दों में अनुच्छेद लिखिए।

(2) गर्मियों की छुट्टियों में बिताए अपने अनुभव बताते हुए अपने मित्र को पत्र लिखिए।

#### 5. रचनात्मक परियोजना कार्य

सभी विद्यार्थी अपने निर्धारित अनुक्रमांक के अनुसार 3D मॉडल तैयार करेंगे।

अनुक्रमांक	विषय	लिंक
2	वचन बदलो मॉडल	<a href="https://youtube.com/shorts/_saoat6xos?si=cMpRm1WAU4R-yUno">https://youtube.com/shorts/_saoat6xos?si=cMpRm1WAU4R-yUno</a>
5	विशेषण का 3D मॉडल	<a href="https://youtu.be/spk17HfgITE?si=W579j4L5FJlySA79">https://youtu.be/spk17HfgITE?si=W579j4L5FJlySA79</a>
8	काल का मॉडल	<a href="https://youtube.com/shorts/_B8CgbFhlck?si=JQOrf6C2aWw6-ch8">https://youtube.com/shorts/_B8CgbFhlck?si=JQOrf6C2aWw6-ch8</a>
11	मुहावरे का मॉडल	<a href="https://youtube.com/shorts/Go95jFtCZO0?si=6ulagQijgOnyOglU">https://youtube.com/shorts/Go95jFtCZO0?si=6ulagQijgOnyOglU</a>
14	विलोम शब्द का मॉडल	<a href="https://youtu.be/m33CVVrHI9c?si=l8--l-Du2xeHFPs">https://youtu.be/m33CVVrHI9c?si=l8--l-Du2xeHFPs</a>

17	वचन बदलो मॉडल	<a href="https://youtube.com/shorts/_saoat6xo-s?si=cMpRm1WAU4R-yUno">https://youtube.com/shorts/_saoat6xo-s?si=cMpRm1WAU4R-yUno</a>
20	विशेषण का 3D मॉडल	<a href="https://youtu.be/spk17HfgITE?si=W579j4L5FJlySA79">https://youtu.be/spk17HfgITE?si=W579j4L5FJlySA79</a>
23	काल का मॉडल	<a href="https://youtube.com/shorts/-B8CgbFhlck?si=JQOrf6C2aWw6-ch8">https://youtube.com/shorts/-B8CgbFhlck?si=JQOrf6C2aWw6-ch8</a>
26	मुहावरे का मॉडल	<a href="https://youtube.com/shorts/Go95jFtCZO0?si=6ulaGQijgOnyOglU">https://youtube.com/shorts/Go95jFtCZO0?si=6ulaGQijgOnyOglU</a>
29	विलोम शब्द का मॉडल	<a href="https://youtu.be/m33CVVrHI9c?si=l8-_-l-Du2xeHFPs">https://youtu.be/m33CVVrHI9c?si=l8-_-l-Du2xeHFPs</a>

# MATHEMATICS

**Assignment:** Complete the assignment of Chapter 15 Temperature & Chapter 16 Triangles in the assignment booklet.

## Project 1 Topic: Temperature Around Us

This project will help students understand temperature in daily life by comparing places from coldest to hottest, recording temperatures, and presenting information neatly with drawings, charts, and observations.

### Page 1 – Cover Page

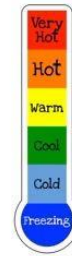
Include: Student's Name, Class & Section, Roll Number, Subject: Science/Maths, Submitted To, Submitted By.

### Page 2 – Introduction to Temperature - About Temperature

Draw and Label: Clinical thermometer, Weather thermometer, Hot and cold symbols.

Students can also write: Unit of temperature: °C (Degree Celsius).

Temperature



### Page 3 – Coldest to Hottest Places Activity

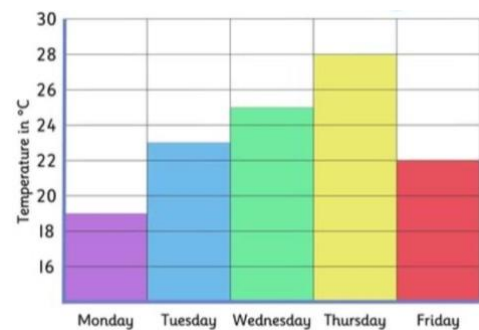
Arrange the different countries temperature from Coldest to Hottest.

Extra Creative Idea: Make a thermometer-shaped chart showing temperatures of different countries.

### Page 4 – Weekly Temperature Record

Observe and Record Temperature for 7 Days in morning afternoon and evening.

Draw a colourful bar graph using the recorded temperatures.



### Page 5 – Conclusion & Safety Tips

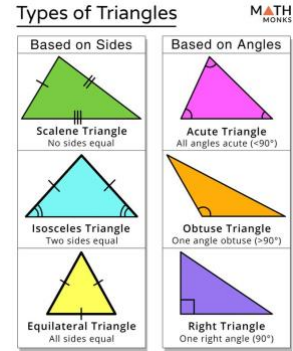
What I Learnt, Summer Safety Tips.

Decoration Ideas: Ice cream cut-outs, Sun drawings, Snowflakes, Thermometer borders.

## Project 2 Topic: Types of Triangles

Students need to make a colorful chart/project on “Types of Triangles” as shown in the reference image.

Draw neat and labelled diagrams of each triangle and write their properties below each figure. Use colors and scale for proper presentation.



Roll No.	Model	Link
3	Fractional Park	<a href="https://youtu.be/cZH9N2nR8so">https://youtu.be/cZH9N2nR8so</a>
6	Types of Angles	<a href="https://youtu.be/4GqAeSQ5SNE">https://youtu.be/4GqAeSQ5SNE</a>
9	Types of Angles	<a href="https://youtu.be/4GqAeSQ5SNE">https://youtu.be/4GqAeSQ5SNE</a>
12	Magic Board with Numbers	<a href="https://youtu.be/BFJT8EqQWpw">https://youtu.be/BFJT8EqQWpw</a>
15	Fractional Park	<a href="https://youtu.be/cZH9N2nR8so">https://youtu.be/cZH9N2nR8so</a>
18	Angle Sum Property (3D Model)	<a href="https://youtu.be/Jwa5GrVhcZU">https://youtu.be/Jwa5GrVhcZU</a>
21	Angle Sum Property (3D Model)	<a href="https://youtu.be/Jwa5GrVhcZU">https://youtu.be/Jwa5GrVhcZU</a>
24	Magic Board with Numbers	<a href="https://youtu.be/BFJT8EqQWpw">https://youtu.be/BFJT8EqQWpw</a>
27	Shapes	<a href="https://youtu.be/_TKdQ1_F70A">https://youtu.be/_TKdQ1_F70A</a>
30	Shapes	<a href="https://youtu.be/_TKdQ1_F70A">https://youtu.be/_TKdQ1_F70A</a>

## SCIENCE

- 1) Collect information and make a project file on forests of Haryana and Telangana A4 sheets/ scrapbook.
- 2) Make a science pocket dictionary and write new words and their meaning from ch-1 to 3.
- 3) Make a poster on 'Save animals' on A4 sheet.
- 4) Revise ch- 1 to 3.
- 5) Make models allotted to your roll number.
  - Models should be neat and headings should be done in capital letter.
  - Links are given for reference only. You can use your own creativity.
  - Try to use biodegradable materials for the model

Roll No.	Topic	Link
2	Drip Irrigation model	<a href="https://youtu.be/nurAPCZgEFU?si=D42eyR-juxoTaUJs">https://youtu.be/nurAPCZgEFU?si=D42eyR-juxoTaUJs</a>
5	Hydraulic crane / Hydraulic bridge	<a href="https://youtu.be/Jcn4AHcowgw?si=7hoFr97Qr80ifZxN">https://youtu.be/Jcn4AHcowgw?si=7hoFr97Qr80ifZxN</a>
8	3D model of Solar system	<a href="https://youtu.be/z2HwUIWCh14?si=Ykd2FEBTtaNEobBh">https://youtu.be/z2HwUIWCh14?si=Ykd2FEBTtaNEobBh</a>
11	Hydroponics farming model	<a href="https://youtu.be/U25_GNdGli0?si=XjAl3B575rrJRFFA">https://youtu.be/U25_GNdGli0?si=XjAl3B575rrJRFFA</a>
14	Earthquake Alarm	<a href="https://youtu.be/ZlsqmnkNNZQ?si=wjB0-JRgQLuiABs3">https://youtu.be/ZlsqmnkNNZQ?si=wjB0-JRgQLuiABs3</a>
17	Solar energy working model	<a href="https://youtu.be/OMYYnQutW-c?si=8vKSAtu2XStVI_ZP">https://youtu.be/OMYYnQutW-c?si=8vKSAtu2XStVI_ZP</a>
20	Drip Irrigation model	<a href="https://youtu.be/nurAPCZgEFU?si=D42eyR-juxoTa">https://youtu.be/nurAPCZgEFU?si=D42eyR-juxoTa</a>
23	3D model of Solar system	<a href="https://youtu.be/z2HwUIWCh14?si=Ykd2FEBTtaNEobBh">https://youtu.be/z2HwUIWCh14?si=Ykd2FEBTtaNEobBh</a>
26	Solar energy working model	<a href="https://youtu.be/OMYYnQutW-c?si=8vKSAtu2XStVI_ZP">https://youtu.be/OMYYnQutW-c?si=8vKSAtu2XStVI_ZP</a>
29	Hydroponics farming model	<a href="https://youtu.be/U25_GNdGli0?si=XjAl3B575rrJRFFA">https://youtu.be/U25_GNdGli0?si=XjAl3B575rrJRFFA</a>

## SOCIAL SCIENCE

### Project work Questions:

1) Paste and write information about 5 sports personalities from Haryana and Telangana in scrapbook.

2) Complete assignment for the chapters taught so far: chapter 1 to chapter 4.

Assignment no 1: Ssc pg 1

Assignment no 2 : Ssc pg 3

Assignment no 3 : Ssc pg 6

Assignment no 4 : Ssc pg 9

3) On an outline map of India, locate and label the states where slash-and-burn agriculture is practiced. Use suitable symbols, colours, and creativity to make the map attractive and informative.

Models : 1 Evolution of agriculture (Roll no.3)



Create a colourful

Model 2: Rahat system of irrigation (Roll no.6)



**Model 3:Slash and burn agriculture (Roll no.9)**



**Model 4:Vegetation ,erosion , deforestation (Roll no.12)**



**Model 5 : Early industry: spinning wheel (Roll no.15)**



**Model 6: Negative effect of industry (Roll no.18)**



**Model 7: Green revolution (Roll no.21)**



**Model 8: Iron and steel industries (Roll no.24)**

<https://share.google/t7VDmtJ0VUCJFbYW8>

**Model 9: Sectors of Indian economy (Roll no.27)**

<https://pin.it/3rCZGWmmm>

**Model 10: Crop rotation (Roll no.30)**



**Mapskill:**



# संस्कृत

प्रश्न - 1 - सभी छात्र 1 से लेकर 50 तक संख्या A4 साइज शीट पर लिखेंगे और याद करेंगे।

प्रश्न - 2- सभी छात्र पठ्, वद्, लिख् धातु के लट्लकार (वर्तमानकाल) लृट्लकार (भविष्यकाल) रूप याद करके और लिखकर आयेंगे।

– सभी छात्र अपने-अपने मॉडल को साफ एवं सुरक्षित तरीके से 3D में बनाकर लाएंगे।

अनुक्रमाङ्क	विषयाः	लिंक
1	संस्कृत में रंगों के नाम	<a href="https://youtube.com/shorts/GeyQuFZCMw8?si=IXeOulqIBYsNicKR">https://youtube.com/shorts/GeyQuFZCMw8?si=IXeOulqIBYsNicKR</a>
4	1 से 30 तक सङ्ख्या संस्कृत में	<a href="https://youtube.com/shorts/ZmeHRjTsAHY?si=IVro267evlZp1qqw">https://youtube.com/shorts/ZmeHRjTsAHY?si=IVro267evlZp1qqw</a>
7	संस्कृत में रंगों के नाम	<a href="https://youtube.com/shorts/GeyQuFZCMw8?si=IXeOulqIBYsNicKR">https://youtube.com/shorts/GeyQuFZCMw8?si=IXeOulqIBYsNicKR</a>
10	1 से 30 तक सङ्ख्या संस्कृत में	<a href="https://youtube.com/shorts/ZmeHRjTsAHY?si=IVro267evlZp1qqw">https://youtube.com/shorts/ZmeHRjTsAHY?si=IVro267evlZp1qqw</a>
13	संस्कृत में पक्षियों के नाम	<a href="https://youtube.com/watch?v=wFvc6tLCm_g&amp;feature=shared">https://youtube.com/watch?v=wFvc6tLCm_g&amp;feature=shared</a>
16	संस्कृत में फल तथा सब्जियों के नाम	<a href="https://youtube.com/shorts/TZ8_zGvApwc?si=zXNT3np5NEEtByg6">https://youtube.com/shorts/TZ8_zGvApwc?si=zXNT3np5NEEtByg6</a>
19	संस्कृत में शरीर के अंगों के नाम	<a href="https://youtube.com/shorts/je2InJV8M-A?si=dlnAUmdvjkrQQIT6">https://youtube.com/shorts/je2InJV8M-A?si=dlnAUmdvjkrQQIT6</a>
22	संस्कृत में फल तथा सब्जियों के नाम	<a href="https://youtube.com/shorts/TZ8_zGvApwc?si=zXNT3np5NEEtByg6">https://youtube.com/shorts/TZ8_zGvApwc?si=zXNT3np5NEEtByg6</a>
25	संस्कृत में शरीर के	<a href="https://youtube.com/shorts/je2InJV8M-A?si=dlnAUmdvjkrQQIT6">https://youtube.com/shorts/je2InJV8M-A?si=dlnAUmdvjkrQQIT6</a>

	अंगो केनाम	
28	घटिका (घडी)का 3D मॉडल	<a href="https://youtube.com/shorts/4NgmvEDP6K4?si=HAQXWQB2qcDfhC">https://youtube.com/shorts/4NgmvEDP6K4?si=HAQXWQB2qcDfhC</a>

## ART & CRAFT

For Roll no. 1 to 10

1. 3D Indian Monument Model like  
(Taj Mahal, India Gate, Red Fort)

- Use cardboard, thermocol, clay
- Great for exhibition centerpiece

For Roll No. 11 to 20

1. DIY Desk Organizer

- Multi-section organizer using waste boxes
- Useful + creative

For Roll No 21 to 30

1. String Art Name Board

- Nails + wool on cardboard/wood base
- Students write their names or motivational quotes

## Computer

### General Instructions:

- Do the activities on a computer/laptop with the help of parents.
  - Wherever required, take printouts or draw neatly in your notebook.
  - Write Name, Class, Section & Roll Number on each sheet.
  - Work should be neat, colourful, and complete.
- 

### Roll Number–Wise Homework

#### Roll No. 1 to 10

#### Project 1: Digital Detective (File Management)

**Task:** Create a new folder on the desktop titled "Holiday Homework".

Inside, create subfolders for different subjects (English, Math, Science).

**Activity:** Gather digital pictures or documents related to your holidays, rename them properly (e.g., "Park\_Photo.jpg"), and sort them into the correct subfolders.

**Final Output:** Take a screenshot of the organized file structure to print or submit.

#### Roll No. 11 to 20

#### Project 2: "My Dream Computer Setup"

**Task:** Draw or make a collage on an A4 sheet designing your ideal computer desk Organization

**Focus:** Label the components (CPU, monitor, keyboard, mouse) and draw a "storage box" to represent organizing files.

**Action:** Write 3 sentences on how you would keep your digital files organized on this computer.

**Final Output:** Submit in hard copy

#### Roll No. 21 to 30

#### Project 3: Keyboard Shortcuts Chart

**Task:** Create a colourful chart/poster highlighting keyboard shortcuts for organization.

Content: Include:

- |                            |                  |
|----------------------------|------------------|
| ● Ctrl+N (New Folder/File) | ● Ctrl+C (Copy)  |
| ● Ctrl+S (Save)            | ● Ctrl+V (Paste) |
| ● Ctrl+X (Cut/Move)        | ● Ctrl+W (Close) |

**Final Output:** Submit in hard copy

## **Learning Work (For All Students)**

- Learn **Questions & Answers** of:
    - **Chapter 1**
    - **Chapter 2**
- 

### **Note:**

- Homework will be **checked and graded**.
- Late or incomplete work may affect grades.

## **MORAL EDUCATION**

1. Make a beautiful poster on Topic: “Education for All, Bright Future for India” from the L-3 With Education My Country Will Grow.
2. Write a short paragraph on the Topic: “If I had a date with God, I would say... from the L-4 A Date with God.
3. Write a short paragraph on the Topic: Aim of My Life from the L-7 Journey of My Life.